

# Smart EV Charging Station Quality Guaranty

CS1C-11KW-X1

11KW / LCD

Floor Mounted





Easy to install



Simple to operate



Start By RFID



Auto. Stop  
if Fully Charged



Sell-cleaning  
Pins



Electricity  
Statistics



Smart  
Power-off



Bluetooth  
Communication



High  
compatibility



Over Temperature  
Alarm



Power off  
Memory



Emergency  
Break Protection

# Multiple Safety Protection Make charging safer



Flame Retardant  
Protection



Lightning  
Protection



Over Voltage  
Protection



Ground  
Protection



Short Circuit  
Protection



Under Voltage  
Protection



Over Temperature  
Protection



Leakage Current  
Protection



Waterproof &  
Dustproof



Over Current  
protection



# Smart Charging Protection


## Realtime protection of charging safety

Multiple smart charging protection such as Smart power-off & Auto-stop full charge provides realtime safety



# CE Certified EV Cable Make Charging More Stable

CE certified EV cable adopts pure copper and TPU sheath, good conductivity and heat dissipation, cold-resistant and hot-resistant, wear-resistant, high toughness and waterproof



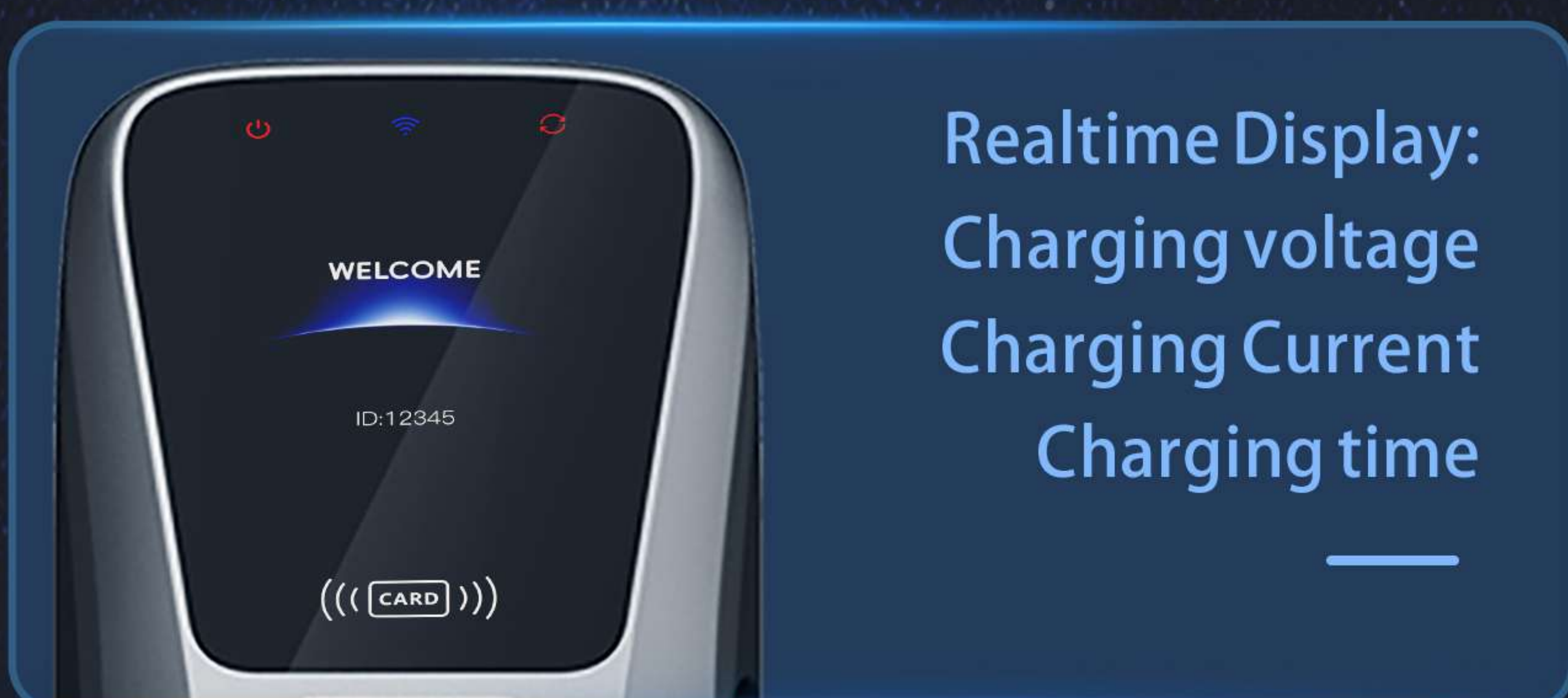
# Weather Any Storm Safer Outdoor Usage

IP54 high grade waterproof & dustproof  
helps the charging station works in bad weather



# Ingenious Craftsmanship Thoughtful Design Pay Attention To Details


Every Details For Better Experience



# PRODUCT COMPONENTS



LCD Display



Voice Prompt  
(optional)



Self-design  
Hardware



Wiring Inlet



Mounting Plate







## 01 LCD Display

Indicate charging status like charging time, voltage, power consumption etc.



## 02 Emergency Button

Press this button to break



## 03 TPU Cable

Pure copper and TPU sheath, good conductivity and heat dissipation, cold-resistant and hot-resistant, wear-resistant, high toughness and waterproof



## 04 EV Connector(Type 2)

### High Compatibility

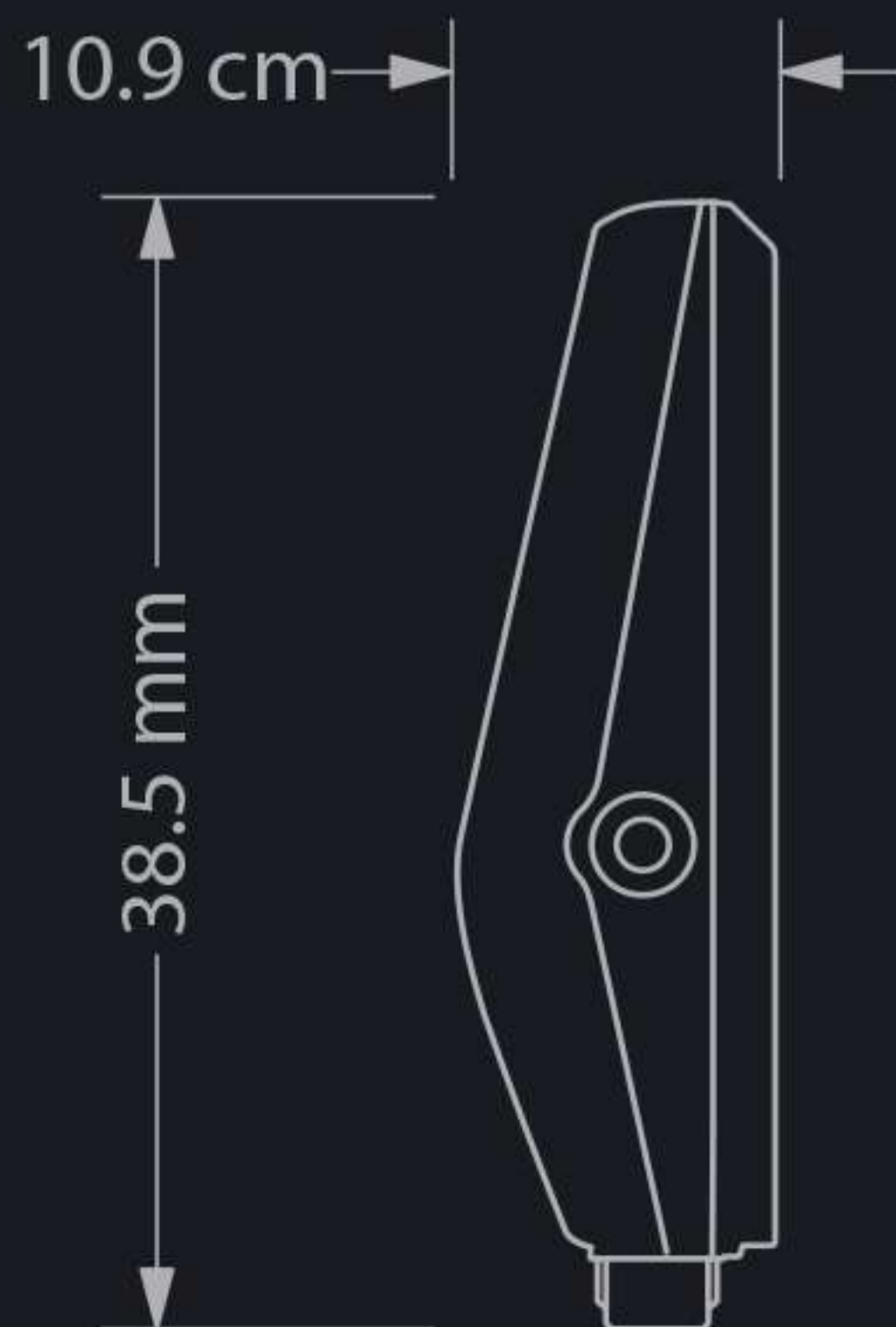
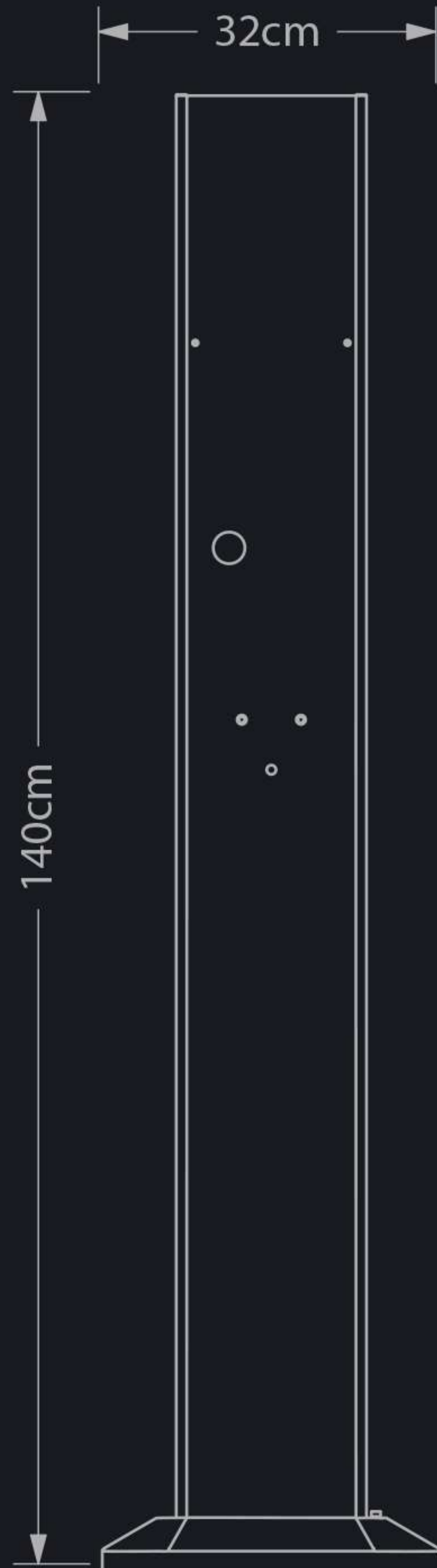
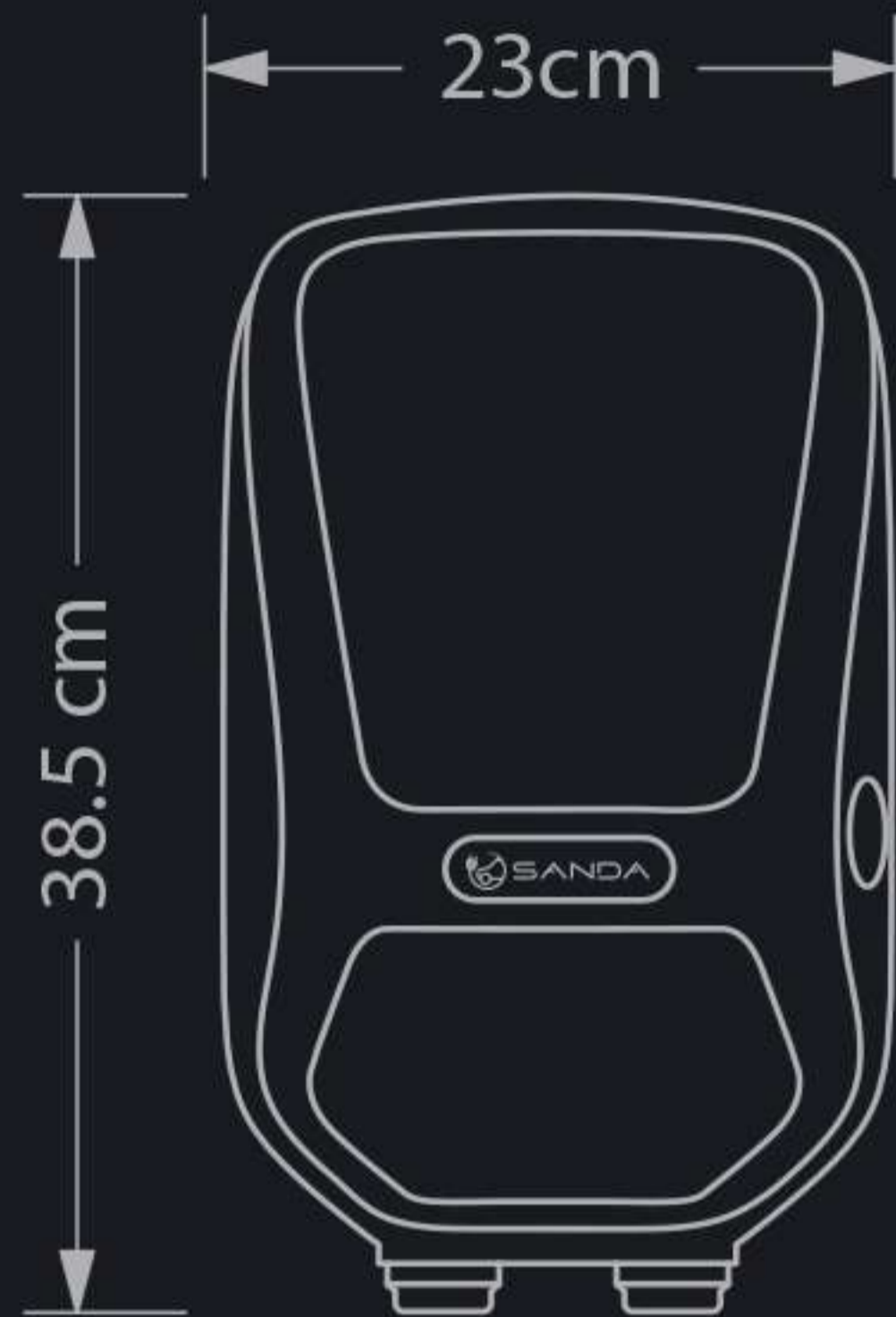
Suitable for 99.5% of electric vehicles, 100% correct and effective

### Waterproof grade up to IP65

Maintain normal use in extreme weather conditions

# TECHNICAL PARAMETERS

---



# CS1E-11KW-X1

- Standard Features
- Optional Features
- Unavailable

Input & Output	Rated input voltage	AC 400V±15%
	Rated output voltage	AC 400V±15%
	Rated input/output frequency	50Hz
	Electric Power	Three phase
	Maximum output current	16A
	Maximum output power	11KW
	Residual current detection(RCD)	Type A+6mA DC
	Cable length	5m(customized)TPU cable
	Connector type	Type 2(IEC62196-2)
	Cable holder	●
UI & Control	Screen	4 inch LCD
	Ethernet	○
	4G	○
	Bluetooth	●
	WIFI	○
	Start Method	RFID
Safety	Leakage current protection	●
	Over current protection	●
	Over/under voltage protection	●
	Over load protection	●
	Over temp protection	●
	Short circuit protection	●
	Ground protection	●
	Lightning protection	●
	Flame retardant protection	●
	Surge protection	●
Working Environment	Working temperature	-30°C~+70°C
	Relative humidity	0-95% no condensation
	Maximum Altitude	2000m
	Protection class	IP54
	Cooling	Natural air cooling
Others	Dimension (L/W/D)	230x109x385(mm)
	G.W	5KG
	Cabinet Material	ABS+PC
	Certificates	CE
	Installation	Wall mounted or floor mounted